

SECTION
A

About your local area

1. Firstly, we'd like to ask you about the **neighbourhood where you live**. By *neighbourhood* we mean the area that you could walk to in **10–15 minutes from your home**. How much do you agree with the following statements about your neighbourhood? (Tick one box per row.)

	STRONGLY AGREE	SOMEWHAT AGREE	NEITHER AGREE NOR DISAGREE	SOMEWHAT DISAGREE	STRONGLY DISAGREE
a. Walking is unsafe because of the traffic.	<input type="checkbox"/>	<input type="checkbox"/>	<input type="checkbox"/>	<input type="checkbox"/>	<input type="checkbox"/>
b. Cycling is unsafe because of the traffic.	<input type="checkbox"/>	<input type="checkbox"/>	<input type="checkbox"/>	<input type="checkbox"/>	<input type="checkbox"/>
c. There are no convenient routes for walking and cycling.	<input type="checkbox"/>	<input type="checkbox"/>	<input type="checkbox"/>	<input type="checkbox"/>	<input type="checkbox"/>
d. There are not enough safe places to cross roads.	<input type="checkbox"/>	<input type="checkbox"/>	<input type="checkbox"/>	<input type="checkbox"/>	<input type="checkbox"/>
e. The area is unsafe because of the level of crime or anti-social behaviour.	<input type="checkbox"/>	<input type="checkbox"/>	<input type="checkbox"/>	<input type="checkbox"/>	<input type="checkbox"/>
f. The area is generally free from litter or graffiti.	<input type="checkbox"/>	<input type="checkbox"/>	<input type="checkbox"/>	<input type="checkbox"/>	<input type="checkbox"/>
g. There are places to walk or cycle to (e.g., shops, restaurants, leisure facilities).	<input type="checkbox"/>	<input type="checkbox"/>	<input type="checkbox"/>	<input type="checkbox"/>	<input type="checkbox"/>
h. There are open spaces (e.g., parks, sports fields or beaches).	<input type="checkbox"/>	<input type="checkbox"/>	<input type="checkbox"/>	<input type="checkbox"/>	<input type="checkbox"/>
i. There are pavements suitable for walking.	<input type="checkbox"/>	<input type="checkbox"/>	<input type="checkbox"/>	<input type="checkbox"/>	<input type="checkbox"/>
j. There are special lanes, routes or paths for cycling.	<input type="checkbox"/>	<input type="checkbox"/>	<input type="checkbox"/>	<input type="checkbox"/>	<input type="checkbox"/>
k. There are many road junctions.	<input type="checkbox"/>	<input type="checkbox"/>	<input type="checkbox"/>	<input type="checkbox"/>	<input type="checkbox"/>
l. There are many different routes for walking and cycling so I don't have to go the same way every time.	<input type="checkbox"/>	<input type="checkbox"/>	<input type="checkbox"/>	<input type="checkbox"/>	<input type="checkbox"/>
m. The area is pleasant for walking or cycling.	<input type="checkbox"/>	<input type="checkbox"/>	<input type="checkbox"/>	<input type="checkbox"/>	<input type="checkbox"/>

2. Now we would like to ask you about **travelling between Penarth and Cardiff Bay**. To what extent do you agree with the following statements? (Tick one box per row.)

	STRONGLY AGREE	SOMEWHAT AGREE	NEITHER AGREE NOR DISAGREE	SOMEWHAT DISAGREE	STRONGLY DISAGREE
a. Walking is unsafe because of the traffic.	<input type="checkbox"/>	<input type="checkbox"/>	<input type="checkbox"/>	<input type="checkbox"/>	<input type="checkbox"/>
b. Cycling is unsafe because of the traffic.	<input type="checkbox"/>	<input type="checkbox"/>	<input type="checkbox"/>	<input type="checkbox"/>	<input type="checkbox"/>
c. The level of crime or anti-social behaviour means walking or cycling is unsafe.	<input type="checkbox"/>	<input type="checkbox"/>	<input type="checkbox"/>	<input type="checkbox"/>	<input type="checkbox"/>
d. There are pavements suitable for walking.	<input type="checkbox"/>	<input type="checkbox"/>	<input type="checkbox"/>	<input type="checkbox"/>	<input type="checkbox"/>
e. There are special lanes, routes or paths for cycling.	<input type="checkbox"/>	<input type="checkbox"/>	<input type="checkbox"/>	<input type="checkbox"/>	<input type="checkbox"/>
f. The routes for walking and cycling are generally well lit at night.	<input type="checkbox"/>	<input type="checkbox"/>	<input type="checkbox"/>	<input type="checkbox"/>	<input type="checkbox"/>
g. The routes are pleasant for walking or cycling.	<input type="checkbox"/>	<input type="checkbox"/>	<input type="checkbox"/>	<input type="checkbox"/>	<input type="checkbox"/>

We are interested in your views about
walking and cycling to travel
from place to place.

By *walking and cycling to travel*, we mean any walking and cycling you do to get to places. For example, going to work, going out to get lunch, coming home from work, going shopping, going to the bus or railway station, visiting friends, or escorting someone else (for example, taking a child to school). **△ We do not** mean any walking or cycling you do for recreation, health or fitness—we will ask you about this later.

PLEASE COMPLETE THESE QUESTIONS EVEN IF YOU DON'T DO MUCH WALKING OR CYCLING.

3. Think about walking to travel from place to place.

How much do you agree with the following statements? (Tick one box per row.)



	STRONGLY AGREE	SOMEWHAT AGREE	NEITHER AGREE NOR DISAGREE	SOMEWHAT DISAGREE	STRONGLY DISAGREE
a. Walking to travel from place to place is something I do automatically without really thinking about it.	<input type="checkbox"/>	<input type="checkbox"/>	<input type="checkbox"/>	<input type="checkbox"/>	<input type="checkbox"/>
b. It is beneficial for me to walk for travel.	<input type="checkbox"/>	<input type="checkbox"/>	<input type="checkbox"/>	<input type="checkbox"/>	<input type="checkbox"/>
c. Walking for travel is enjoyable.	<input type="checkbox"/>	<input type="checkbox"/>	<input type="checkbox"/>	<input type="checkbox"/>	<input type="checkbox"/>
d. The people in my life whose opinions I value most would approve of me walking for travel.	<input type="checkbox"/>	<input type="checkbox"/>	<input type="checkbox"/>	<input type="checkbox"/>	<input type="checkbox"/>
e. Most people who are important to me walk for travel.	<input type="checkbox"/>	<input type="checkbox"/>	<input type="checkbox"/>	<input type="checkbox"/>	<input type="checkbox"/>
f. It is possible for me to walk for travel.	<input type="checkbox"/>	<input type="checkbox"/>	<input type="checkbox"/>	<input type="checkbox"/>	<input type="checkbox"/>
g. It is mostly up to me whether I walk for travel.	<input type="checkbox"/>	<input type="checkbox"/>	<input type="checkbox"/>	<input type="checkbox"/>	<input type="checkbox"/>
h. I intend to do more walking for travel over the coming months.	<input type="checkbox"/>	<input type="checkbox"/>	<input type="checkbox"/>	<input type="checkbox"/>	<input type="checkbox"/>
i. I see people in my neighbourhood walking for travel.	<input type="checkbox"/>	<input type="checkbox"/>	<input type="checkbox"/>	<input type="checkbox"/>	<input type="checkbox"/>



4. Think about **cycling to travel from place to place**.
How much do you agree with the following statements? (Tick one box per row.)



	STRONGLY AGREE	SOMEWHAT AGREE	NEITHER AGREE NOR DISAGREE	SOMEWHAT DISAGREE	STRONGLY DISAGREE
a. Cycling to travel from place to place is something I do automatically without really thinking about it.	<input type="checkbox"/>	<input type="checkbox"/>	<input type="checkbox"/>	<input type="checkbox"/>	<input type="checkbox"/>
b. It is beneficial for me to cycle for travel.	<input type="checkbox"/>	<input type="checkbox"/>	<input type="checkbox"/>	<input type="checkbox"/>	<input type="checkbox"/>
c. Cycling for travel is enjoyable.	<input type="checkbox"/>	<input type="checkbox"/>	<input type="checkbox"/>	<input type="checkbox"/>	<input type="checkbox"/>
d. The people in my life whose opinions I value most would approve of me cycling for travel.	<input type="checkbox"/>	<input type="checkbox"/>	<input type="checkbox"/>	<input type="checkbox"/>	<input type="checkbox"/>
e. Most people who are important to me cycle for travel.	<input type="checkbox"/>	<input type="checkbox"/>	<input type="checkbox"/>	<input type="checkbox"/>	<input type="checkbox"/>
f. It is possible for me to cycle for travel.	<input type="checkbox"/>	<input type="checkbox"/>	<input type="checkbox"/>	<input type="checkbox"/>	<input type="checkbox"/>
g. It is mostly up to me whether I cycle for travel.	<input type="checkbox"/>	<input type="checkbox"/>	<input type="checkbox"/>	<input type="checkbox"/>	<input type="checkbox"/>
h. I intend to do more cycling for travel over the coming months.	<input type="checkbox"/>	<input type="checkbox"/>	<input type="checkbox"/>	<input type="checkbox"/>	<input type="checkbox"/>
i. I see people in my neighbourhood cycling for travel.	<input type="checkbox"/>	<input type="checkbox"/>	<input type="checkbox"/>	<input type="checkbox"/>	<input type="checkbox"/>

The next set of questions asks about the **vehicles** you have access to and the vehicles you actually use.



5. How many of the following vehicles are kept in your household? (Include all vehicles kept overnight.)

	WRITE IN NUMBER	IF ZERO, TICK HERE		WRITE IN NUMBER	IF ZERO, TICK HERE
Bicycles for adults	<input type="text"/>	<input type="checkbox"/>	Private cars and vans	<input type="text"/>	<input type="checkbox"/>
Bicycles for children	<input type="text"/>	<input type="checkbox"/>	Motorcycles	<input type="text"/>	<input type="checkbox"/>
Company cars and vans	<input type="text"/>	<input type="checkbox"/>			

6. Please tell us about the **cars and vans** you actually use.

These may be among the cars or vans from the previous question, but they could also include other vehicles owned by friends or family. If you do not use any cars or vans please tick here and go to question 8.

VEHICLE NO.	MAKE AND MODEL	FUEL TYPE	ENGINE SIZE	AGE (IN YEARS)	HOW MUCH HAVE YOU SPENT ON FUEL FOR THIS VEHICLE IN THE LAST SEVEN (7) DAYS?
1		<input type="checkbox"/> PETROL <input type="checkbox"/> DIESEL <input type="checkbox"/> OTHER (PLEASE SPECIFY):	<input type="checkbox"/> LESS THAN 1.4 LITRES <input type="checkbox"/> 1.4-2.0 LITRES <input type="checkbox"/> MORE THAN 2.0 LITRES	<input type="text"/>	£ <input type="text"/>
2		<input type="checkbox"/> PETROL <input type="checkbox"/> DIESEL <input type="checkbox"/> OTHER (PLEASE SPECIFY):	<input type="checkbox"/> LESS THAN 1.4 LITRES <input type="checkbox"/> 1.4-2.0 LITRES <input type="checkbox"/> MORE THAN 2.0 LITRES	<input type="text"/>	£ <input type="text"/>
3		<input type="checkbox"/> PETROL <input type="checkbox"/> DIESEL <input type="checkbox"/> OTHER (PLEASE SPECIFY):	<input type="checkbox"/> LESS THAN 1.4 LITRES <input type="checkbox"/> 1.4-2.0 LITRES <input type="checkbox"/> MORE THAN 2.0 LITRES	<input type="text"/>	£ <input type="text"/>
4		<input type="checkbox"/> PETROL <input type="checkbox"/> DIESEL <input type="checkbox"/> OTHER (PLEASE SPECIFY):	<input type="checkbox"/> LESS THAN 1.4 LITRES <input type="checkbox"/> 1.4-2.0 LITRES <input type="checkbox"/> MORE THAN 2.0 LITRES	<input type="text"/>	£ <input type="text"/>

7. Which of these vehicles did you use most over the **last seven (7) days**?
(Please refer to question 6 for the vehicle number.)

We'd now like to ask about





your journeys in the last seven days

Please include all the journeys you made however long or short, using any method of transport, not just walking and cycling. **Four points to note**

- ① A return journey counts as one journey. For example, if you travelled to work and back five (5) times, this counts as five (5) journeys.
- ② Where a return journey involves a number of purposes, please give the **main** purpose.
- ③ Include all methods of travel you used as part of a journey (e.g., walking to a bus stop and then catching the bus).
- ④ If you spent time waiting for public transport please include this within the public transport journey time.

Here is an example:

FIVE (5) RETURN JOURNEYS TO WORK

	10 minutes (each way) × 5 (return journeys) = 100 minutes (1 hour 40 minutes)
	0.5 miles (each way) × 5 (return journeys) = 5 miles
	20 minutes (each way) × 5 (return journeys) = 200 minutes (3 hours 20 minutes)
	25 miles (each way) × 5 (return journeys) = 250 miles


PLEASE COMPLETE THESE QUESTIONS EVEN IF YOU DON'T TRAVEL AROUND VERY MUCH IN GENERAL OR YOU DO NOT DO VERY MUCH WALKING OR CYCLING.








8. Think about your **journeys to and from work.**


(e.g., travel to and from your place of work, accompanying your spouse to and from their work).








a. How often did you make such a journey over the last seven (7) days?


TIMES IF ZERO TIMES, TICK HERE AND GO TO QUESTION 9

b.  How much time in total over the last seven (7) days did you spend travelling **to and from work** by:

	HOURS	MINUTES
 Walking		
 Cycle		
 Bus		
 Train		
 Car, as a driver		
 Car, as a passenger		
 Other (please specify):		


c.  How far did you travel in total over the last seven (7) days **to and from work** by:








	MILES
 Walking	
 Cycle	
 Bus	
 Train	
 Car, as a driver	
 Car, as a passenger	
 Other (please specify):	











9. Think about your **business journeys**, by which we mean any journeys in the course of your work or on employer's business (e.g., travel to and from meetings, making deliveries, etc.)

a. How often did you make such a journey over the **last seven (7) days**? TIMES IF ZERO TIMES, TICK HERE AND GO TO QUESTION 10

b.  How much time in total over the last seven (7) days did you spend travelling **on business** journeys by:


	HOURS	MINUTES
 Walking	<input type="text"/>	<input type="text"/>
 Cycle	<input type="text"/>	<input type="text"/>
 Bus	<input type="text"/>	<input type="text"/>
 Train	<input type="text"/>	<input type="text"/>
 Car, as a driver	<input type="text"/>	<input type="text"/>
 Car, as a passenger	<input type="text"/>	<input type="text"/>
 Other (please specify):	<input type="text"/>	<input type="text"/>








c.  How far did you travel in total over the last seven (7) days **on business** journeys by:


	MILES
 Walking	<input type="text"/>
 Cycle	<input type="text"/>
 Bus	<input type="text"/>
 Train	<input type="text"/>
 Car, as a driver	<input type="text"/>
 Car, as a passenger	<input type="text"/>
 Other (please specify):	<input type="text"/>








10. Think about your **journeys to and from a place of study** (e.g., travel to and from your university or college) or **to and from school** (e.g., if you accompany a child to and from school).

a. How often did you make such a journey over the **last seven (7) days**? TIMES IF ZERO TIMES, TICK HERE AND GO TO QUESTION 11

b.  How much time in total over the last seven (7) days did you spend travelling **to and from a place of study or school** by:

	HOURS	MINUTES
 Walking	<input type="text"/>	<input type="text"/>
 Cycle	<input type="text"/>	<input type="text"/>
 Bus	<input type="text"/>	<input type="text"/>
 Train	<input type="text"/>	<input type="text"/>
 Car, as a driver	<input type="text"/>	<input type="text"/>
 Car, as a passenger	<input type="text"/>	<input type="text"/>
 Other (please specify):	<input type="text"/>	<input type="text"/>

c.  How far did you travel in total over the last seven (7) days **to and from a place of study or school** by:

	MILES
 Walking	<input type="text"/>
 Cycle	<input type="text"/>
 Bus	<input type="text"/>
 Train	<input type="text"/>
 Car, as a driver	<input type="text"/>
 Car, as a passenger	<input type="text"/>
 Other (please specify):	<input type="text"/>


11. Think about your journeys for shopping and personal business








(e.g., food shopping, non-food shopping, window-shopping, visiting a doctor, bank, solicitor or estate agents, visiting a relative in hospital, or accompanying someone else to a doctor, hospital etc.).


a. How often did you make such a journey over the last seven (7) days?








TIMES

IF ZERO TIMES, TICK HERE AND GO TO QUESTION 12

b.  How much time in total over the last seven (7) days did you spend travelling for **shopping and personal business** by:

	HOURS	MINUTES
 Walking	<input type="text"/>	<input type="text"/>
 Cycle	<input type="text"/>	<input type="text"/>
 Bus	<input type="text"/>	<input type="text"/>
 Train	<input type="text"/>	<input type="text"/>
 Car, as a driver	<input type="text"/>	<input type="text"/>
 Car, as a passenger	<input type="text"/>	<input type="text"/>
 Other (please specify):	<input type="text"/>	<input type="text"/>

c.  How far did you travel in total over the last seven (7) days for **shopping and personal business** by:

	MILES
 Walking	<input type="text"/>
 Cycle	<input type="text"/>
 Bus	<input type="text"/>
 Train	<input type="text"/>
 Car, as a driver	<input type="text"/>
 Car, as a passenger	<input type="text"/>
 Other (please specify):	<input type="text"/>


12. Think about your journeys to visit friends and relatives and for other social activities.








(e.g., a journey to and from the cinema or other entertainment facilities).


a. How often did you make such a journey over the last seven (7) days?








TIMES

IF ZERO TIMES, TICK HERE AND GO TO QUESTION 13

b.  How much time in total over the last seven (7) days did you spend travelling to **visit friends or relatives** or for **other social activities** by:

	HOURS	MINUTES
 Walking	<input type="text"/>	<input type="text"/>
 Cycle	<input type="text"/>	<input type="text"/>
 Bus	<input type="text"/>	<input type="text"/>
 Train	<input type="text"/>	<input type="text"/>
 Car, as a driver	<input type="text"/>	<input type="text"/>
 Car, as a passenger	<input type="text"/>	<input type="text"/>
 Other (please specify):	<input type="text"/>	<input type="text"/>

c.  How far did you travel in total over the last seven (7) days to **visit friends or relatives** or for **other social activities** by:

	MILES
 Walking	<input type="text"/>
 Cycle	<input type="text"/>
 Bus	<input type="text"/>
 Train	<input type="text"/>
 Car, as a driver	<input type="text"/>
 Car, as a passenger	<input type="text"/>
 Other (please specify):	<input type="text"/>



About your recreation and leisure-time activities

We are interested in your views about

walking and cycling for recreation.

By *walking and cycling for recreation*, we mean any walking and cycling you have done for leisure, health or fitness including, for example, walking or cycling in parks or along trails or walking the dog. **△ We do not** mean walking or cycling you may do to for the primary purpose of travel to get from place to place.

PLEASE COMPLETE THESE QUESTIONS EVEN IF YOU DON'T DO MUCH WALKING OR CYCLING.

13. Think about **walking for recreation**. How much do you agree with the following statements? (Tick one box per row.)



	STRONGLY AGREE	SOMEWHAT AGREE	NEITHER AGREE NOR DISAGREE	SOMEWHAT DISAGREE	STRONGLY DISAGREE
a. Walking for recreation is something I do automatically without really thinking about it.	<input type="checkbox"/>	<input type="checkbox"/>	<input type="checkbox"/>	<input type="checkbox"/>	<input type="checkbox"/>
b. It is beneficial for me to walk for recreation.	<input type="checkbox"/>	<input type="checkbox"/>	<input type="checkbox"/>	<input type="checkbox"/>	<input type="checkbox"/>
c. Walking for recreation is enjoyable.	<input type="checkbox"/>	<input type="checkbox"/>	<input type="checkbox"/>	<input type="checkbox"/>	<input type="checkbox"/>
d. The people in my life whose opinions I value most would approve of me walking for recreation.	<input type="checkbox"/>	<input type="checkbox"/>	<input type="checkbox"/>	<input type="checkbox"/>	<input type="checkbox"/>
e. Most people who are important to me walk for recreation.	<input type="checkbox"/>	<input type="checkbox"/>	<input type="checkbox"/>	<input type="checkbox"/>	<input type="checkbox"/>
f. It is possible for me to walk for recreation.	<input type="checkbox"/>	<input type="checkbox"/>	<input type="checkbox"/>	<input type="checkbox"/>	<input type="checkbox"/>
g. It is mostly up to me whether I walk for recreation.	<input type="checkbox"/>	<input type="checkbox"/>	<input type="checkbox"/>	<input type="checkbox"/>	<input type="checkbox"/>
h. I intend to do more recreational walking over the coming months.	<input type="checkbox"/>	<input type="checkbox"/>	<input type="checkbox"/>	<input type="checkbox"/>	<input type="checkbox"/>
i. I see people in my neighbourhood walking for recreation.	<input type="checkbox"/>	<input type="checkbox"/>	<input type="checkbox"/>	<input type="checkbox"/>	<input type="checkbox"/>

14. In the last seven (7) days, did you do any **walking** for recreation, health or fitness? YES NO (GO TO QUESTION 15.)

a. In the last seven (7) days, how many times did you **walk** for recreation, health or fitness (including walking your dog)?

 TIMES

b. Please estimate the total time you spent **walking** for recreation, health or fitness in the last seven (7) days (e.g., 2 times x 20 minutes = 40 minutes).

HOURS	MINUTES
<input type="text"/>	<input type="text"/>

15. Think about **cycling for recreation**. How much do you agree with the following statements?
(Tick one box per row.)



	STRONGLY AGREE	SOMEWHAT AGREE	NEITHER AGREE NOR DISAGREE	SOMEWHAT DISAGREE	STRONGLY DISAGREE
a. Cycling for recreation is something I do automatically without really thinking about it.	<input type="checkbox"/>	<input type="checkbox"/>	<input type="checkbox"/>	<input type="checkbox"/>	<input type="checkbox"/>
b. It is beneficial for me to cycle for recreation.	<input type="checkbox"/>	<input type="checkbox"/>	<input type="checkbox"/>	<input type="checkbox"/>	<input type="checkbox"/>
c. Cycling for recreation is enjoyable.	<input type="checkbox"/>	<input type="checkbox"/>	<input type="checkbox"/>	<input type="checkbox"/>	<input type="checkbox"/>
d. The people in my life whose opinions I value most would approve of me cycling for recreation.	<input type="checkbox"/>	<input type="checkbox"/>	<input type="checkbox"/>	<input type="checkbox"/>	<input type="checkbox"/>
e. Most people who are important to me cycle for recreation.	<input type="checkbox"/>	<input type="checkbox"/>	<input type="checkbox"/>	<input type="checkbox"/>	<input type="checkbox"/>
f. It is possible for me to cycle for recreation.	<input type="checkbox"/>	<input type="checkbox"/>	<input type="checkbox"/>	<input type="checkbox"/>	<input type="checkbox"/>
g. It is mostly up to me whether I cycle for recreation.	<input type="checkbox"/>	<input type="checkbox"/>	<input type="checkbox"/>	<input type="checkbox"/>	<input type="checkbox"/>
h. I intend to do more recreational cycling over the coming months.	<input type="checkbox"/>	<input type="checkbox"/>	<input type="checkbox"/>	<input type="checkbox"/>	<input type="checkbox"/>
i. I see people in my neighbourhood cycling for recreation.	<input type="checkbox"/>	<input type="checkbox"/>	<input type="checkbox"/>	<input type="checkbox"/>	<input type="checkbox"/>

16. In the last seven (7) days, did you do any **cycling** for recreation, health or fitness? YES NO (GO TO QUESTION 17.)

a. In the last seven (7) days, how many times did you **cycle** for recreation, health or fitness? TIMES

b. Please estimate the total time you spent **cycling** for recreation, health or fitness in the last seven (7) days.
(e.g., 2 times x 20 minutes = 40 minutes).

HOURS	MINUTES
<input type="text"/>	<input type="text"/>

The next set of questions is about **other leisure-time physical activities** that you have done in the last seven (7) days, besides what you have already mentioned. Δ Please do not include any walking or cycling in answering the questions below.

17. In the last seven (7) days, did you do any vigorous-intensity, leisure-time physical activities like jogging, aerobics or competitive tennis? **Do not** include walking or cycling or moderate-intensity physical activities. Vigorous-intensity physical activities make you breathe harder or puff and pant.

YES
 NO (GO TO QUESTION 18.)

a. In the last seven (7) days, how many times did you do vigorous-intensity, leisure-time physical activities which made you breathe harder or puff and pant? TIMES

b. Please estimate the total time you spent doing vigorous-intensity, leisure-time physical activities in the last seven (7) days.

HOURS	MINUTES
<input type="text"/>	<input type="text"/>

18. Apart from what you have already mentioned, in the last seven (7) days, have you done any other moderate-intensity, leisure-time physical activities like gentle swimming, social tennis, golf or heavy gardening? Moderate intensity physical activities make you breathe somewhat harder than normal.

YES
 NO (GO TO QUESTION 19.)

a. In the last seven (7) days, how many times did you do moderate-intensity, leisure-time physical activities which made you breathe somewhat harder than normal? TIMES

b. Please estimate the total time you spent doing moderate-intensity, leisure-time physical activities in the last seven (7) days.

HOURS	MINUTES
<input type="text"/>	<input type="text"/>

SECTION
D

About your work or place of study

19. Think about the work you do. Which of these best describes your situation at present? (Tick one only.)

Doing paid work full-time	<input type="checkbox"/>	Unemployed	<input type="checkbox"/>
Doing paid work part-time	<input type="checkbox"/>	Retired	<input type="checkbox"/>
Full-time student	<input type="checkbox"/>	Looking after home or family	<input type="checkbox"/>
GO TO QUESTION 20A		Permanently sick or disabled	<input type="checkbox"/>
		Other	<input type="checkbox"/>
		GO TO SECTION E	

20a. What is the postcode of your main place of work or study?

<input type="text"/>	<input type="text"/>	<input type="text"/>	<input type="text"/>	<input type="text"/>	<input type="text"/>	<input type="text"/>	<input type="text"/>
----------------------	----------------------	----------------------	----------------------	----------------------	----------------------	----------------------	----------------------

20b. If you do not know the postcode, please give the address of your place of work or study

21. Please tick the option that best corresponds with your work or study. (Tick one only.)

Sedentary occupation

You spend most of your time sitting (e.g., in an office, driving a vehicle).

Standing occupation

You spend most of your time standing or walking. However, your work does not require intense physical effort (e.g., shop assistant, hairdresser, guard).

Manual work

This involves some physical effort including handling of heavy objects and use of tools (e.g., plumber, electrician, carpenter).

Heavy manual work

This implies very vigorous physical activity including handling of very heavy objects (e.g., dock worker, miner, bricklayer, construction worker).

About you and your household

SECTION

E

22. Are you male or female? (Tick one only.) MALE FEMALE

23. How old are you? YEARS

24. How much do you weigh in light indoor clothes?

STONES LBS or KG

25. How tall are you without shoes on?

FEET INCHES or CM

26. Do you have any long-term illness, health problem or disability which limits your daily activities or the work you can do? (Include problems which are due to old age.)

YES NO

27. Would you say that for someone of your age your own health in general is... (Tick one only.)

- Excellent
- Good
- Fair
- Poor

28. Which of the following groups do you consider you belong to? (Tick one only.)

- White
- Mixed ethnic group
- Asian or Asian British
- Black or Black British
- Other (Please specify):

29. What is your highest educational qualification? (Tick one only.)

- Degree, NVQ4, NVQ5 (or equivalent)
- BTEC (Higher), BEC (Higher), TEC (Higher), HNC, HND (or equivalent)
- GCE 'A' Level, NVQ3, Scottish Higher (or equivalent)
- BTEC (National), BEC (National), TEC (National), ONC, OND (or equivalent)
- GCSE Grades A to C, GCE 'O' Level, CSE Grade 1, NVQ2 (or equivalent)
- Other qualifications
- No formal qualifications

30. What is the postcode of your home?

31. How long have you lived in your current home?

YEARS MONTHS



32. How many people, other than you, live in your household?

We mean people who have your accommodation as their only or main residence, and who either share at least one meal a day with you or share the living accommodation (living room or sitting room) with you. (Write in number.)

Children aged under 5	<input type="text"/>	IF NONE, TICK HERE. <input type="checkbox"/>
Children aged between 5 and 15	<input type="text"/>	IF NONE, TICK HERE. <input type="checkbox"/>
Adults aged 16 and over (do not include yourself)	<input type="text"/>	IF NONE, TICK HERE. <input type="checkbox"/>

33. Does your household own or rent its accommodation? (Tick one only.)

Rents it from the council, a housing association or a charity	<input type="checkbox"/>
Rents it from a private landlord or letting agency	<input type="checkbox"/>
Partly owns it and partly rents it (shared ownership)	<input type="checkbox"/>
Owens it (including buying with a mortgage)	<input type="checkbox"/>
Other	<input type="checkbox"/>

34. What is your total household income from all sources before tax? (Tick one only.)

Up to £10,000	<input type="checkbox"/>
£10,001–£20,000	<input type="checkbox"/>
£20,001–£30,000	<input type="checkbox"/>
£30,001–£40,000	<input type="checkbox"/>
£40,001–£50,000	<input type="checkbox"/>
More than £50,000	<input type="checkbox"/>
Don't know	<input type="checkbox"/>

35. Are you aware of, or taking part in, any projects in your area relating to walking and cycling? YES NO

If yes, please specify:

36. Please enter the date on which you are completing this survey.

DAY	MONTH	YEAR
<input type="text"/> <input type="text"/>	<input type="text"/> <input type="text"/>	<input type="text"/> <input type="text"/>

32. How many people, other than you, live in your household?

We mean people who have your accommodation as their only or main residence, and who either share at least one meal a day with you or share the living accommodation (living room or sitting room) with you. (Write in number.)

Children aged under 5	<input type="text"/>	IF NONE, TICK HERE. <input type="checkbox"/>
Children aged between 5 and 15	<input type="text"/>	IF NONE, TICK HERE. <input type="checkbox"/>
Adults aged 16 and over (do not include yourself)	<input type="text"/>	IF NONE, TICK HERE. <input type="checkbox"/>

33. Does your household own or rent its accommodation? (Tick one only.)

Rents it from the council, a housing association or a charity	<input type="checkbox"/>
Rents it from a private landlord or letting agency	<input type="checkbox"/>
Partly owns it and partly rents it (shared ownership)	<input type="checkbox"/>
Owens it (including buying with a mortgage)	<input type="checkbox"/>
Other	<input type="checkbox"/>

34. What is your total household income from all sources before tax? (Tick one only.)

Up to £10,000	<input type="checkbox"/>
£10,001–£20,000	<input type="checkbox"/>
£20,001–£30,000	<input type="checkbox"/>
£30,001–£40,000	<input type="checkbox"/>
£40,001–£50,000	<input type="checkbox"/>
More than £50,000	<input type="checkbox"/>
Don't know	<input type="checkbox"/>

35. Are you aware of, or taking part in, any projects in your area relating to walking and cycling? YES NO

If yes, please specify:

36. Please enter the date on which you are completing this survey.

DAY	MONTH	YEAR
<input type="text"/> <input type="text"/>	<input type="text"/> <input type="text"/>	<input type="text"/> <input type="text"/>


connect

Connecting Communities:

THE iCONNECT STUDY

2011

You may remember taking part in a survey last year relating to Connect2, the project that won the public vote for £50 million of Big Lottery money to be spent on improving local communities around the UK – some of this money is being spent in your area! We'd like to thank you for completing the survey last year and now invite you to take part in a follow-up survey asking about your views on the local area, how you get about, and what sort of transport you use and why. We hope you will be able to complete this survey and return it to us so that your views can be heard. Thank you.



You will be entered into a prize draw to win one of one hundred £5 gift vouchers.

Just complete the survey and return it using the freepost envelope provided as soon as possible.

FUNDED BY

EPSRC

PARTNERS



RESERVE BANK



UNIVERSITY OF
Southampton

Have a cuppa on us and take a few minutes to fill in this survey. A £5 voucher could be yours!

You may remember completing a survey last year about your local area which related to Connect2, the project that won the public vote for £50 million of Big Lottery money to be spent on improving local communities around the UK. Well, the good news is that some of this money has been spent in the Southampton area, which was chosen as part of a national study to assess the improvements.

We'd like to thank you for completing the survey last year. I am contacting you again to invite you to complete a follow-up survey about your local area. We are very keen to hear from you again so that local views can be heard. We understand that you're busy, and would greatly appreciate your participation as your responses would help improve our study.

Taking part is easy and will only take 15 minutes of your time. Just fill in the survey and return it to us using the freepost envelope provided. You will then be entered into a prize draw to win one of one hundred £5 gift vouchers.

If you would like more information please read the enclosed information sheet. You may also wish to have a look at our website www.iconnect.ac.uk. If you have any questions, please contact Karen Ghali at the iConnect project on 023 8059 9576 or email us at iConnect@civil.soton.ac.uk. Thank you for considering this invitation.

Yours sincerely,

Professor John Preston
Principal Investigator, iConnect

FUNDED BY



PARTNERS



1850